

2011

MFD – ANNUAL REPORT



Reserve Quint 7 March 5, 2011 12:59 MFD Photo by Steve Horton

Prepared by Steve Horton

Madison Fire Department

2/3/2012

MFD 2011 ANNUAL REPORT INDEX

- Section 01 – Incidents by Type of Situation Found, Summary**
- Section 02 – Incidents by Type of Incident, Graph**
- Section 03 – Incident Reporting by Month, Graph**
- Section 04 – Incident Totals by Hour, Graph and Text**
- Section 05 – Number of Incidents by District, Graph and Text**

(Cover photograph: Reserve Quint 7 shown on Vaughn Dr by the Lanier Mansion wall following a training session held at the Brown Gymnasium on March 5, 2011. Tower Quint 4 can barely be seen to the right of the aerial ladder tip sitting in front of the gym. RQ7 is a 1972 Seagrave quint equipped with a 1,000 gpm pump and an 85' aerial ladder. It was purchased new by the Walnut Street Fire Company No. 4 and served until it was replaced by a new 1994 Seagrave Quint equipped with a 1,250 gpm pump and a 100' aerial ladder. The 1972 Quint was then sold to the Jefferson-Craig VFD in Vevay, Indiana. In January 2011 the City of Madison purchased the apparatus to be used as a reserve ladder/pumper truck. It has passed both the required pump and aerial ladder tests and is currently stored in a hanger at the Madison Municipal Airport. The 1994 Seagrave Quint was purchased by the City of Madison and operates out of Station 6 on the hilltop in order to fulfill the Insurance Services Office requirement of having a ladder truck on the hilltop. Fire Company No. 4 now operates a 2007 American LaFrance Quint equipped with a 1,250 gpm pump and a 100' platform ladder.)

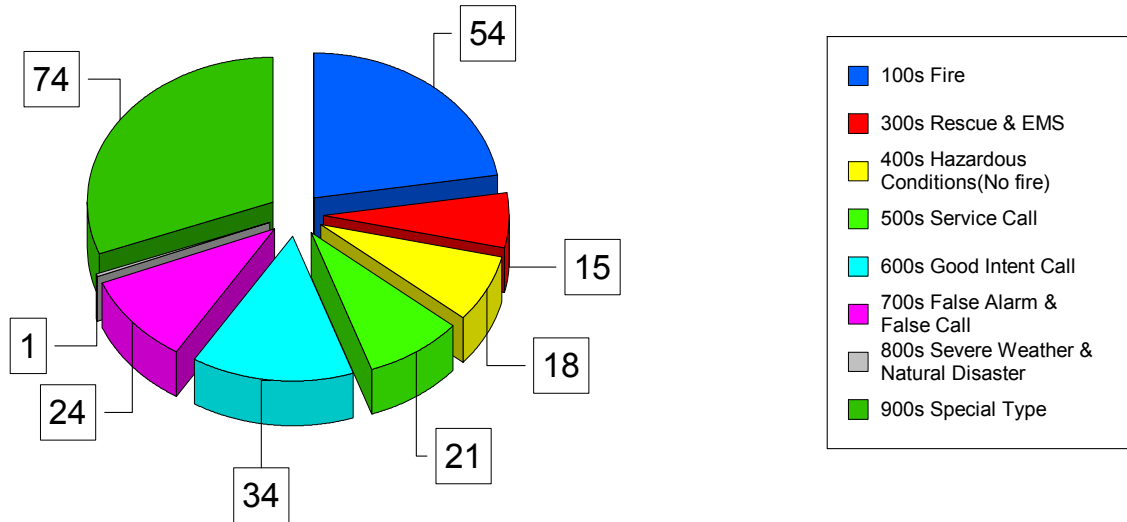
MFD 2011 By Type of Situation Found, Summary

Incident Type	Total Incidents:
	2
100 Fire, other	4
111 Building fire	21
112 Fires in structures other than in a building	1
113 Cooking fire, confined to container	2
114 Chimney or flue fire, confined to chimney or flue	1
118 Trash or rubbish fire, contained	1
131 Passenger vehicle fire	10
132 Road freight or transport vehicle fire	2
137 Camper or recreational vehicle (RV) fire	1
151 Outside rubbish, trash or waste fire	5
154 Dumpster or other outside trash receptacle fire	4
160 Special outside fire, other	1
162 Outside equipment fire	1
311 Medical assist, assist EMS crew	3
350 Extrication, rescue, other	2
351 Extrication of victim(s) from building/structure	2
352 Extrication of victim(s) from vehicle	5
356 High angle rescue	2
381 Rescue or EMS standby	1
400 Hazardous condition, other	2
411 Gasoline or other flammable liquid spill	2
412 Gas leak (natural gas or LPG)	1
413 Oil or other combustible liquid spill	4
424 Carbon monoxide incident	2
445 Arcing, shorted electrical equipment	7
500 Service Call, other	3
551 Assist police or other governmental agency	1
553 Public service	13
561 Unauthorized burning	3
571 Cover assignment, standby, moveup	1
611 Dispatched & canceled en route	14
631 Authorized controlled burning	1
651 Smoke scare, odor of smoke	18
671 Hazmat release investigation w/ no hazmat	1
730 System malfunction, other	4
733 Smoke detector activation due to malfunction	2
735 Alarm system sounded due to malfunction	1
736 CO detector activation due to malfunction	1
740 Unintentional transmission of alarm, other	4
741 Sprinkler activation, no fire - unintentional	1
743 Smoke detector activation, no fire - unintentional	2
744 Detector activation, no fire - unintentional	5
745 Alarm system sounded, no fire - unintentional	4
813 Wind storm, tornado/hurricane assessment	1

MFD 2011 By Type of Situation Found, Summary

Incident Type		Total Incidents:
900	Special type of incident, other	73
911	Citizen complaint	1
		Total Number of Incidents: 243
		Total Number of Incident Types: 47

Print Date: 2/2/2012



Graphed Items are sorted by Incident Type

Type Of Incident:

Total Of Incidents:

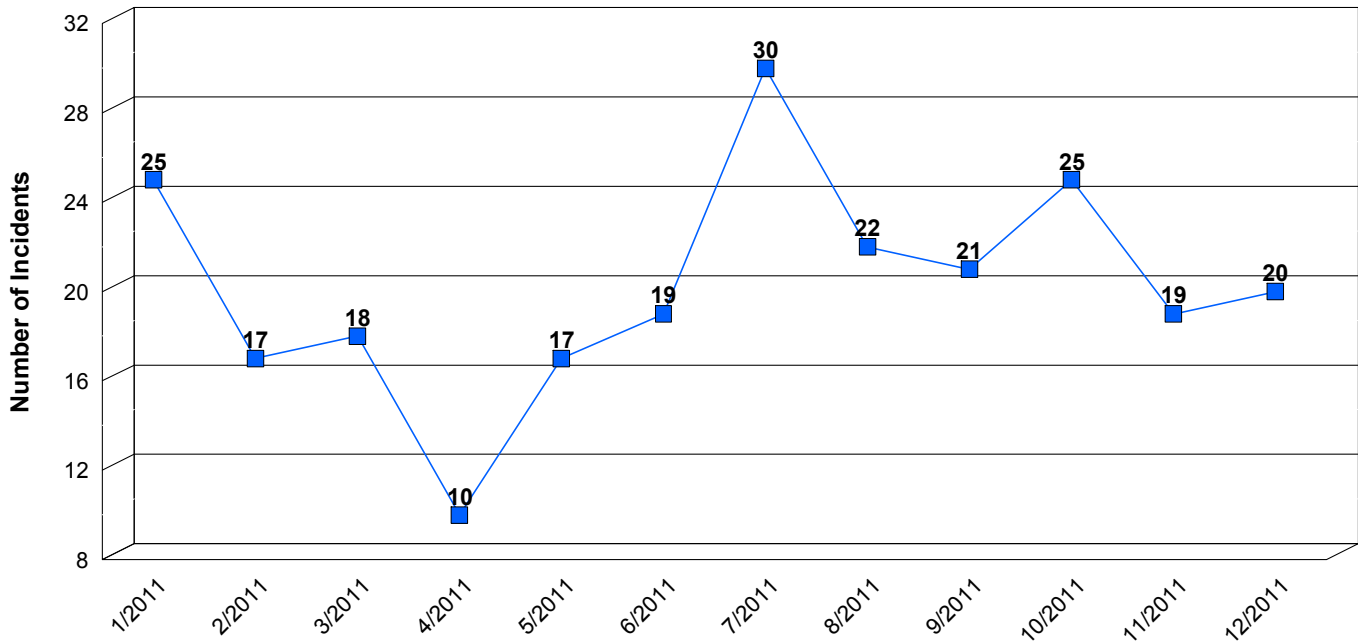
Percentage Value:

100 Series-Fire	54	22.41%
300 Series-Rescue & EMS	15	6.22%
400 Series-Hazardous Conditions(No fire)	18	7.47%
500 Series-Service Call	21	8.71%
600 Series-Good Intent Call	34	14.11%
700 Series-False Alarm & False Call	24	9.96%
800 Series-Severe Weather & Natural Disaster	1	0.41%
900 Series-Special Type	74	30.71%

Grand Total: 241

Type Of Incident Most Frequent: 900 Series-Special Type

Incident Reporting by Month



Plotted points on Graph read from left to right.

Period:	# of Incidents:
1/2011	25
2/2011	17
3/2011	18
4/2011	10
5/2011	17
6/2011	19
7/2011	30
8/2011	22
9/2011	21
10/2011	25

11/2011

19

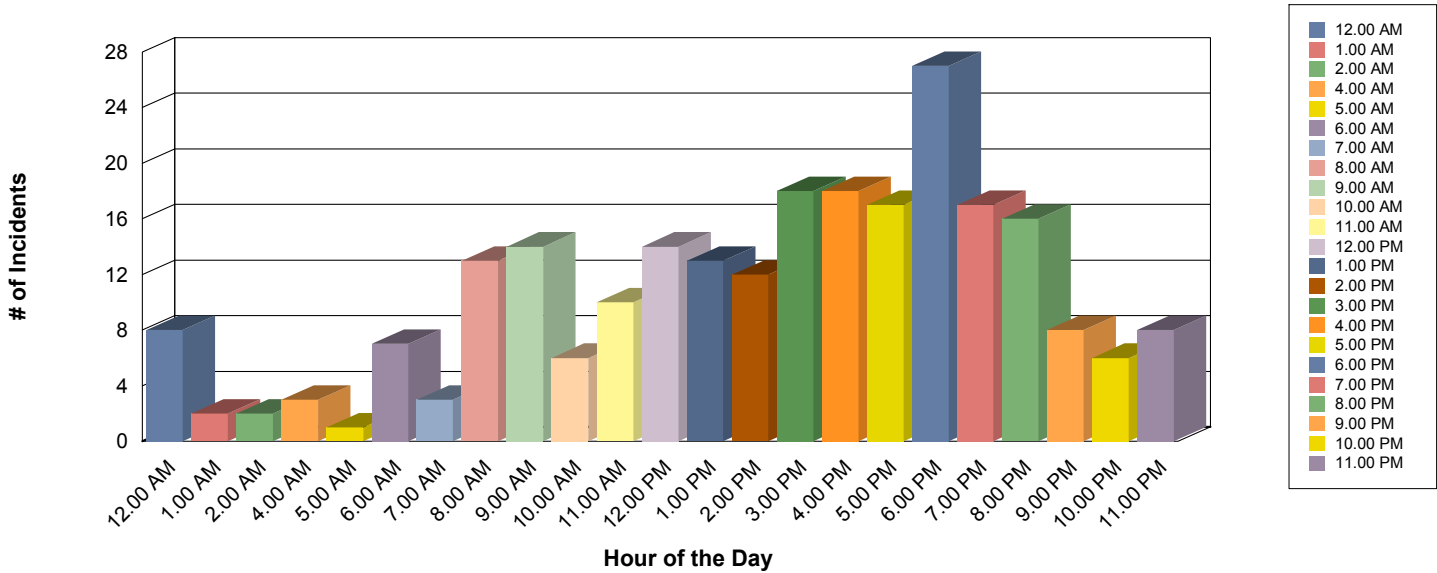
12/2011

20

Print Date: 1/28/2012

Total Incidents: 243

Incident Totals by Hour



Hour of the Day: 12.00 AM

Total # of Incidents: **8** % of Total Incidents: **3.38%**

Hour of the Day: 1.00 AM

Total # of Incidents: **2** % of Total Incidents: **0.84%**

Hour of the Day: 2.00 AM

Total # of Incidents: **2** % of Total Incidents: **0.84%**

Hour of the Day: 4.00 AM

Total # of Incidents: **3** % of Total Incidents: **1.27%**

Hour of the Day: 5.00 AM

Total # of Incidents: **1** % of Total Incidents: **0.42%**

Hour of the Day: 6.00 AM

Total # of Incidents: **7** % of Total Incidents: **2.11%**

Hour of the Day: 7.00 AM

Total # of Incidents: **3** % of Total Incidents: **1.27%**

Hour of the Day: 8.00 AM

Total # of Incidents: **13** % of Total Incidents: **5.49%**

Hour of the Day: 9.00 AM

Total # of Incidents: **14** % of Total Incidents: **5.91%**

Hour of the Day: 10.00 AM

Total # of Incidents: **6** % of Total Incidents: **2.53%**

Hour of the Day: 11.00 AM

Total # of Incidents: **10** % of Total Incidents: **4.22%**

Hour of the Day: 12.00 PM

Total # of Incidents: **14** % of Total Incidents: **5.91%**

Hour of the Day: 1.00 PM

Total # of Incidents:	13	% of Total Incidents:	5.49%
Hour of the Day: 2.00 PM			
Total # of Incidents:	12	% of Total Incidents:	5.06%
Hour of the Day: 3.00 PM			
Total # of Incidents:	18	% of Total Incidents:	5.91%
Hour of the Day: 4.00 PM			
Total # of Incidents:	18	% of Total Incidents:	7.59%
Hour of the Day: 5.00 PM			
Total # of Incidents:	17	% of Total Incidents:	7.17%
Hour of the Day: 6.00 PM			
Total # of Incidents:	27	% of Total Incidents:	11.39%
Hour of the Day: 7.00 PM			
Total # of Incidents:	17	% of Total Incidents:	7.17%
Hour of the Day: 8.00 PM			
Total # of Incidents:	16	% of Total Incidents:	6.75%
Hour of the Day: 9.00 PM			
Total # of Incidents:	8	% of Total Incidents:	3.38%
Hour of the Day: 10.00 PM			
Total # of Incidents:	6	% of Total Incidents:	2.53%
Hour of the Day: 11.00 PM			
Total # of Incidents:	8	% of Total Incidents:	3.38%
<u>Grand Total Incidents:</u>	<u>237</u>		

MFD DISTRICTS

District 1 – That part of the City lying in the Ohio River Valley (Downtown).

District 2 – That part of the City lying on the hills above the Downtown area (Hilltop, including the old town of “North Madison”).

Fire Company Home Districts (Ordinance § 32.15)

1-0 – All of the Downtown

1-1 – All that part of the City lying east of Mulberry Street and South of Fifth Street.

1-2 – All that part of the City lying between Mulberry and Vine Streets.

1-3 – All that part of the City lying west of Vine Street.

1-4 – All that part of the City lying north of Fifth Street and east of Mulberry Street.

2-0 – All of the Hilltop

2-5 – All that part of the City on top of the hill lying west of the Madison Port Authority Railroad tracks.

2-6 – All that part of the City on top of the hill lying east of the Madison Port Authority Railroad tracks.

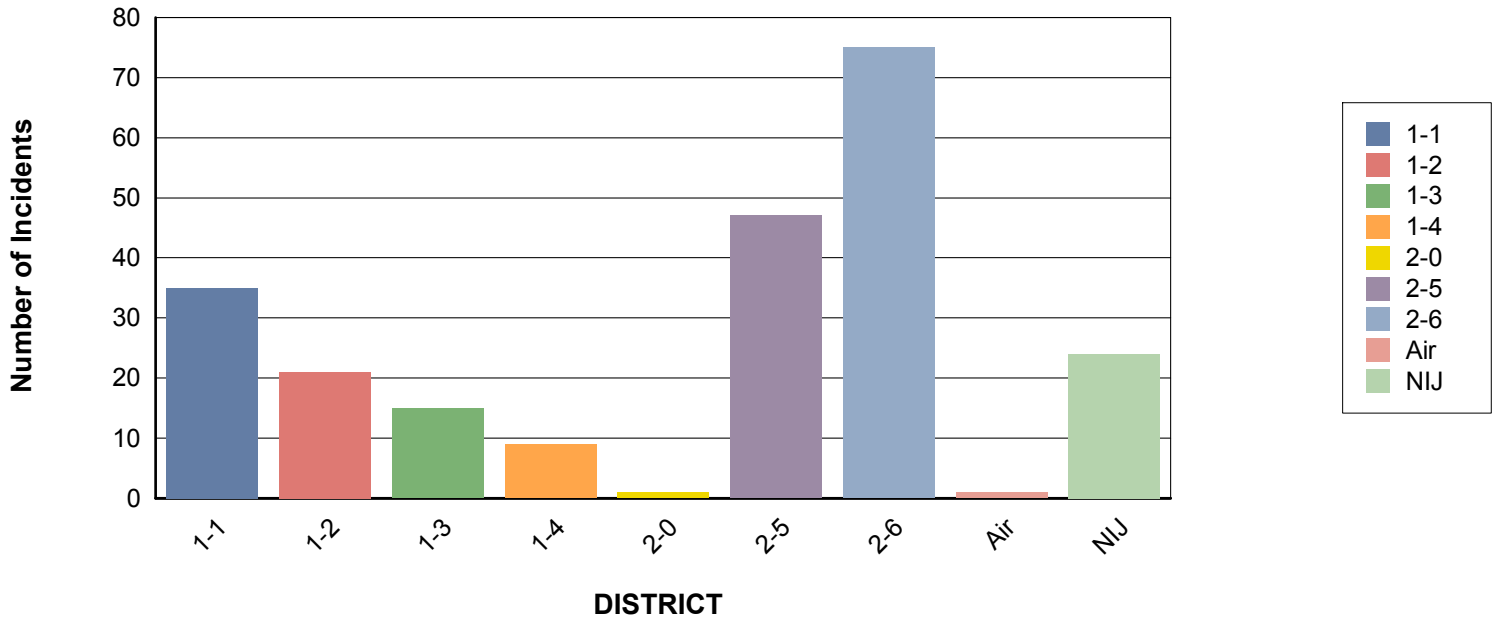
Special Districts

Airport – Madison Municipal Airport

All – A combination of all the above referenced Districts

NJ – Not in Jurisdiction

Number of Incidents by District



District: 1-1

Incident #	Exp #	Date	Time	Type
2011003	0	1/3/2011	5:30:00PM	900 Special type of incident, other
2011004	0	1/4/2011	6:00:00PM	900 Special type of incident, other
2011006	0	1/8/2011	4:13:01PM	631 Authorized controlled burning
2011015	0	1/17/2011	8:00:00PM	900 Special type of incident, other
2011029	0	2/7/2011	7:00:00PM	900 Special type of incident, other
2011043	0	3/3/2011	7:30:00PM	900 Special type of incident, other
2011057	0	3/31/2011	5:00:00PM	900 Special type of incident, other
2011067	0	4/30/2011	8:00:00AM	900 Special type of incident, other
2011073	0	5/5/2011	7:30:00PM	900 Special type of incident, other
2011082	0	5/28/2011	9:30:00AM	553 Public service
2011084	0	5/30/2011	3:14:36PM	651 Smoke scare, odor of smoke
2011085	0	6/1/2011	5:15:24PM	100 Fire, other
2011088	0	6/6/2011	10:50:00PM	151 Outside rubbish, trash or waste fire
2011106	0	7/3/2011	4:52:19PM	445 Arcing, shorted electrical equipment
2011109	0	7/7/2011	3:04:52PM	111 Building fire
2011109	1	7/7/2011	3:04:52PM	100 Fire, other
2011109	2	7/7/2011	3:04:52PM	111 Building fire
2011109	3	7/7/2011	3:04:52PM	111 Building fire
2011109	4	7/7/2011	3:04:52PM	111 Building fire
2011111	0	7/7/2011	7:30:00PM	900 Special type of incident, other
2011130	0	8/1/2011	7:00:00PM	900 Special type of incident, other
2011154	0	9/1/2011	7:30:00PM	900 Special type of incident, other
2011155	0	9/10/2011	7:45:00AM	900 Special type of incident, other
2011163	0	9/17/2011	9:00:00AM	900 Special type of incident, other
2011166	0	9/18/2011	2:00:00PM	900 Special type of incident, other
2011183	0	10/10/2011	11:20:00AM	900 Special type of incident, other
2011186	0	10/13/2011	6:00:00PM	900 Special type of incident, other
2011188	0	10/18/2011	9:15:00PM	651 Smoke scare, odor of smoke
2011204	0	11/13/2011	4:39:00PM	651 Smoke scare, odor of smoke
2011216	0	12/1/2011	7:30:00PM	900 Special type of incident, other
2011227	0	12/15/2011	7:30:00PM	900 Special type of incident, other
2011229	0	12/18/2011	8:08:00PM	154 Dumpster or other outside trash receptacle fire
2011233	0	12/22/2011	3:10:00PM	113 Cooking fire, confined to container
2011235	0	12/26/2011	4:51:00PM	151 Outside rubbish, trash or waste fire
2011237	0	12/29/2011	1:05:00PM	351 Extrication of victim(s) from building/structure

Total For This District: 35

District: 1-2

Incident #	Exp #	Date	Time	Type
2011052	0	3/14/2011	11:36:00AM	111 Building fire
2011053	0	3/17/2011	4:04:48PM	412 Gas leak (natural gas or LPG)
2011083	0	5/29/2011	12:25:00PM	500 Service Call, other
2011089	0	6/9/2011	2:03:12PM	740 Unintentional transmission of alarm, other
2011090	0	6/9/2011	2:35:00PM	413 Oil or other combustible liquid spill
2011091	0	6/10/2011	9:00:00AM	900 Special type of incident, other
2011098	0	6/21/2011	6:35:23PM	733 Smoke detector activation due to malfunction
2011100	0	6/27/2011	5:40:00PM	900 Special type of incident, other
2011104	0	7/2/2011	1:03:27AM	743 Smoke detector activation, no fire - unintentional
2011105	0	7/2/2011	12:38:00PM	445 Arcing, shorted electrical equipment
2011114	0	7/14/2011	9:00:00AM	400 Hazardous condition, other
2011120	0	7/21/2011	12:19:00AM	651 Smoke scare, odor of smoke
2011132	0	8/2/2011	6:00:00PM	900 Special type of incident, other
2011140	0	8/17/2011	3:06:39PM	651 Smoke scare, odor of smoke
2011142	0	8/20/2011	2:54:00PM	154 Dumpster or other outside trash receptacle fire
2011143	0	8/20/2011	7:40:00PM	553 Public service
2011177	0	10/2/2011	9:08:00AM	900 Special type of incident, other
2011178	0	10/3/2011	8:50:00PM	900 Special type of incident, other
2011179	0	10/3/2011	8:51:00PM	651 Smoke scare, odor of smoke
2011201	0	11/7/2011	10:15:53AM	445 Arcing, shorted electrical equipment
2011206	0	11/15/2011	10:15:26AM	671 Hazmat release investigation w/ no hazmat
				Total For This District: 21

District: 1-3

Incident #	Exp #	Date	Time	Type
2011045	0	3/5/2011	5:34:00PM	113 Cooking fire, confined to container
2011066	0	4/30/2011	8:00:00AM	900 Special type of incident, other
2011070	0	5/3/2011	9:30:00AM	551 Assist police or other governmental agency
2011075	0	5/14/2011	3:40:52PM	745 Alarm system sounded, no fire - unintentional
2011081	0	5/27/2011	12:54:00PM	553 Public service
2011095	0	6/15/2011	12:48:29PM	400 Hazardous condition, other
2011097	0	6/20/2011	11:47:00PM	651 Smoke scare, odor of smoke
2011113	0	7/11/2011	1:00:00PM	911 Citizen complaint
2011119	0	7/20/2011	6:00:00PM	900 Special type of incident, other
2011124	0	7/25/2011	8:47:12PM	561 Unauthorized burning
2011134	0	8/4/2011	2:30:45PM	561 Unauthorized burning
2011182	0	10/9/2011	6:12:00PM	561 Unauthorized burning
2011196	0	10/31/2011	6:30:00AM	900 Special type of incident, other
2011207	0	11/15/2011	5:30:00PM	900 Special type of incident, other
2011212	0	11/24/2011	2:18:00PM	744 Detector activation, no fire - unintentional
				Total For This District: 15

District: 1-4

Incident #	Exp #	Date	Time	Type
2011055	0	3/24/2011	6:48:53AM	111 Building fire
2011055	1	3/24/2011	6:48:53AM	111 Building fire
2011055	2	3/24/2011	6:48:53AM	111 Building fire
2011063	0	4/25/2011	3:59:47PM	100 Fire, other
2011068	0	4/30/2011	1:00:00PM	900 Special type of incident, other
2011076	0	5/17/2011	5:29:00AM	151 Outside rubbish, trash or waste fire
2011110	0	7/7/2011	4:49:48PM	111 Building fire
2011121	0	7/22/2011	2:25:53AM	111 Building fire
2011161	0	9/13/2011	4:41:01PM	111 Building fire
				Total For This District: 9

District: 2-0

Incident #	Exp #	Date	Time	Type
2011031	0	2/12/2011	9:41:00PM	900 Special type of incident, other
				Total For This District: 1

District: 2-5

Incident #	Exp #	Date	Time	Type
2011001	0	1/3/2011	12:00:02AM	735 Alarm system sounded due to malfunction
2011005	0	1/5/2011	7:00:00PM	900 Special type of incident, other
2011007	0	1/9/2011	12:00:00PM	900 Special type of incident, other
2011011	0	1/15/2011	12:03:20PM	411 Gasoline or other flammable liquid spill
2011023	0	1/25/2011	12:02:00AM	131 Passenger vehicle fire
2011024	0	1/26/2011	6:00:00PM	900 Special type of incident, other
2011028	0	2/5/2011	7:52:00PM	730 System malfunction, other
2011030	0	2/8/2011	9:05:00AM	100 Fire, other
2011035	0	2/23/2011	6:00:00PM	900 Special type of incident, other
2011036	0	2/24/2011	8:00:01PM	743 Smoke detector activation, no fire - unintentional
2011037	0	2/24/2011	11:37:08PM	744 Detector activation, no fire - unintentional
2011048	0	3/11/2011	10:07:40AM	611 Dispatched & canceled en route
2011049	0	3/11/2011	9:26:00PM	745 Alarm system sounded, no fire - unintentional
2011054	0	3/21/2011	3:55:00PM	651 Smoke scare, odor of smoke
2011062	0	4/25/2011	1:21:00PM	740 Unintentional transmission of alarm, other
2011064	0	4/25/2011	6:00:00PM	900 Special type of incident, other
2011069	0	5/3/2011	4:39:00AM	611 Dispatched & canceled en route
2011079	0	5/23/2011	6:40:00PM	813 Wind storm, tornado/hurricane assessment
2011086	0	6/4/2011	8:00:00AM	900 Special type of incident, other
2011087	0	6/4/2011	3:53:00PM	553 Public service
2011092	0	6/10/2011	8:30:00PM	445 Arcing, shorted electrical equipment
2011099	0	6/23/2011	6:45:02PM	445 Arcing, shorted electrical equipment
2011107	0	7/3/2011	9:13:00PM	611 Dispatched & canceled en route
2011118	0	7/20/2011	2:25:00PM	740 Unintentional transmission of alarm, other
2011125	0	7/26/2011	12:31:00AM	424 Carbon monoxide incident
2011127	0	7/27/2011	6:00:00PM	900 Special type of incident, other
2011138	0	8/10/2011	6:30:00PM	553 Public service
2011139	0	8/17/2011	9:56:02AM	740 Unintentional transmission of alarm, other
2011144	0	8/21/2011	7:51:00AM	900 Special type of incident, other
2011148	0	8/24/2011	6:00:00PM	900 Special type of incident, other
2011151	0	8/25/2011	6:19:02PM	151 Outside rubbish, trash or waste fire
2011153	0	9/1/2011	5:20:40PM	132 Road freight or transport vehicle fire
2011156	0	9/10/2011	11:42:10PM	154 Dumpster or other outside trash receptacle fire
2011157	0	9/11/2011	9:00:00AM	553 Public service
2011160	0	9/13/2011	8:30:00AM	900 Special type of incident, other
2011165	0	9/17/2011	10:22:14PM	356 High angle rescue
2011170	0	9/25/2011	8:58:00AM	900 Special type of incident, other
2011171	0	9/26/2011	1:33:00PM	741 Sprinkler activation, no fire - unintentional
2011173	0	9/28/2011	6:00:00PM	900 Special type of incident, other
2011181	0	10/5/2011	6:00:00PM	900 Special type of incident, other
2011191	0	10/26/2011	6:00:00PM	900 Special type of incident, other
2011198	0	11/1/2011	6:00:00PM	900 Special type of incident, other
2011202	0	11/10/2011	4:05:21PM	730 System malfunction, other
2011214	0	11/29/2011	5:36:00PM	900 Special type of incident, other
2011219	0	12/6/2011	12:00:00PM	900 Special type of incident, other
2011228	0	12/16/2011	5:54:00PM	900 Special type of incident, other
2011236	0	12/27/2011	11:22:10PM	651 Smoke scare, odor of smoke

Total For This District: 47

District: 2-6

Incident #	Exp #	Date	Time	Type
2011008	0	1/10/2011	5:00:00PM	900 Special type of incident, other
2011009	0	1/11/2011	4:15:00AM	733 Smoke detector activation due to malfunction
2011013	0	1/15/2011	4:37:00PM	311 Medical assist, assist EMS crew
2011014	0	1/16/2011	8:31:51PM	111 Building fire
2011016	0	1/19/2011	7:31:42PM	445 Arcing, shorted electrical equipment
2011017	0	1/20/2011	3:34:11PM	744 Detector activation, no fire - unintentional
2011018	0	1/21/2011	6:28:15AM	118 Trash or rubbish fire, contained
2011019	0	1/21/2011	4:47:00PM	131 Passenger vehicle fire
2011020	0	1/24/2011	7:31:00AM	111 Building fire
2011021	0	1/24/2011	8:00:00PM	900 Special type of incident, other
2011026	0	1/28/2011	9:28:00PM	160 Special outside fire, other
2011027	0	2/4/2011	4:50:00PM	114 Chimney or flue fire, confined to chimney or flue
2011032	0	2/14/2011	8:00:00PM	900 Special type of incident, other
2011038	0	2/26/2011	12:40:00AM	111 Building fire
2011040	0	2/26/2011	11:44:08PM	131 Passenger vehicle fire
2011042	0	3/3/2011	4:49:03AM	413 Oil or other combustible liquid spill
2011046	0	3/8/2011	12:08:00PM	500 Service Call, other
2011050	0	3/12/2011	11:45:20AM	352 Extrication of victim(s) from vehicle
2011051	0	3/13/2011	12:18:00PM	744 Detector activation, no fire - unintentional
2011056	0	3/28/2011	7:30:00PM	900 Special type of incident, other
2011058	0	4/5/2011	11:41:43AM	131 Passenger vehicle fire
2011065	0	4/25/2011	6:30:00PM	900 Special type of incident, other
2011077	0	5/22/2011	9:00:00AM	900 Special type of incident, other
2011080	0	5/24/2011	10:40:00PM	131 Passenger vehicle fire
2011093	0	6/12/2011	2:44:36PM	154 Dumpster or other outside trash receptacle fire
2011094	0	6/13/2011	11:50:58AM	131 Passenger vehicle fire
2011101	0	6/27/2011	7:00:00PM	900 Special type of incident, other
2011103	0	6/30/2011	4:49:15PM	137 Camper or recreational vehicle (RV) fire
2011108	0	7/5/2011	8:01:25PM	411 Gasoline or other flammable liquid spill
2011115	0	7/14/2011	11:50:14AM	413 Oil or other combustible liquid spill
2011116	0	7/17/2011	10:21:00PM	611 Dispatched & canceled en route
2011117	0	7/18/2011	2:52:00AM	651 Smoke scare, odor of smoke
2011122	0	7/23/2011	1:12:24PM	651 Smoke scare, odor of smoke
2011123	0	7/25/2011	6:30:00PM	900 Special type of incident, other
2011126	0	7/27/2011	11:31:06AM	162 Outside equipment fire
2011129	0	7/31/2011	11:51:17AM	132 Road freight or transport vehicle fire
2011131	0	8/2/2011	1:27:40PM	424 Carbon monoxide incident
2011133	0	8/4/2011	2:02:00PM	651 Smoke scare, odor of smoke
2011136	0	8/8/2011	7:45:00PM	900 Special type of incident, other
2011137	0	8/9/2011	10:27:38PM	651 Smoke scare, odor of smoke
2011141	0	8/20/2011	12:14:10PM	112 Fires in structures other than in a building
2011146	0	8/23/2011	12:00:00AM	553 Public service
2011147	0	8/24/2011	6:09:18AM	111 Building fire
2011149	0	8/24/2011	11:31:40PM	651 Smoke scare, odor of smoke
2011150	0	8/25/2011	9:02:38AM	744 Detector activation, no fire - unintentional
2011158	0	9/11/2011	6:00:00PM	553 Public service
2011162	0	9/15/2011	3:00:00PM	553 Public service
2011164	0	9/17/2011	5:48:00PM	445 Arcing, shorted electrical equipment
2011167	0	9/22/2011	12:48:12PM	745 Alarm system sounded, no fire - unintentional
2011168	0	9/22/2011	6:55:00PM	651 Smoke scare, odor of smoke
2011175	0	10/1/2011	8:00:00AM	553 Public service
2011176	0	10/1/2011	2:20:37PM	730 System malfunction, other
2011180	0	10/4/2011	1:53:00PM	413 Oil or other combustible liquid spill

2011184	0	10/10/2011	5:30:00PM	900	Special type of incident, other
2011185	0	10/13/2011	5:30:00PM	900	Special type of incident, other
2011189	0	10/22/2011	1:38:00PM	131	Passenger vehicle fire
2011190	0	10/23/2011	2:50:23PM	131	Passenger vehicle fire
2011192	0	10/27/2011	8:14:18PM	352	Extrication of victim(s) from vehicle
2011195	0	10/30/2011	11:31:00PM	651	Smoke scare, odor of smoke
2011197	0	11/1/2011	5:43:00PM	311	Medical assist, assist EMS crew
2011200	0	11/2/2011	12:00:00AM		
2011205	0	11/15/2011	6:53:03AM	111	Building fire
2011208	0	11/18/2011	1:32:02AM	131	Passenger vehicle fire
2011211	0	11/21/2011	7:51:36PM	311	Medical assist, assist EMS crew
2011213	0	11/29/2011	3:38:00PM	651	Smoke scare, odor of smoke
2011215	0	11/30/2011	6:00:00PM	900	Special type of incident, other
2011220	0	12/7/2011	5:03:01PM	131	Passenger vehicle fire
2011221	0	12/9/2011	12:12:30PM	111	Building fire
2011222	0	12/9/2011	12:28:01PM	611	Dispatched & canceled en route
2011223	0	12/9/2011	2:24:56PM	745	Alarm system sounded, no fire - unintentional
2011224	0	12/10/2011	8:40:01AM	111	Building fire
2011225	0	12/13/2011	5:44:00PM	553	Public service
2011226	0	12/14/2011	4:47:03PM	736	CO detector activation due to malfunction
2011231	0	12/20/2011	8:28:55AM	730	System malfunction, other
2011234	0	12/23/2011	4:39:00PM	900	Special type of incident, other
Total For This District: 75					

District: Air

Incident #	Exp #	Date	Time	Type
2011187	0	10/15/2011	10:30:00AM	500 Service Call, other
Total For This District: 1				

District: NIJ

Incident #	Exp #	Date	Time	Type
2011002	0	1/3/2011	8:14:10AM	352 Extrication of victim(s) from vehicle
2011022	0	1/24/2011	8:20:05PM	111 Building fire
2011025	0	1/28/2011	4:43:00PM	111 Building fire
2011033	0	2/17/2011	11:49:30PM	611 Dispatched & canceled en route
2011039	0	2/26/2011	9:47:00PM	611 Dispatched & canceled en route
2011047	0	3/11/2011	8:23:00AM	352 Extrication of victim(s) from vehicle
2011061	0	4/23/2011	8:41:00PM	611 Dispatched & canceled en route
2011071	0	5/4/2011	10:27:00AM	571 Cover assignment, standby, moveup
2011072	0	5/4/2011	10:39:10AM	111 Building fire
2011074	0	5/11/2011	1:00:00PM	900 Special type of incident, other
2011078	0	5/23/2011	8:00:00AM	900 Special type of incident, other
2011112	0	7/11/2011	12:48:34PM	350 Extrication, rescue, other
2011128	0	7/28/2011	9:30:00PM	350 Extrication, rescue, other
2011135	0	8/4/2011	9:13:30PM	381 Rescue or EMS standby
2011145	0	8/23/2011	11:41:54AM	611 Dispatched & canceled en route
2011172	0	9/26/2011	8:00:00AM	900 Special type of incident, other
2011174	0	9/29/2011	4:15:49PM	611 Dispatched & canceled en route
2011193	0	10/29/2011	4:54:00PM	356 High angle rescue
2011194	0	10/29/2011	8:01:00PM	611 Dispatched & canceled en route
2011203	0	11/10/2011	8:55:12PM	611 Dispatched & canceled en route
2011209	0	11/18/2011	3:37:00PM	352 Extrication of victim(s) from vehicle
2011210	0	11/20/2011	3:32:10PM	611 Dispatched & canceled en route
2011217	0	12/4/2011	11:49:00AM	351 Extrication of victim(s) from building/structure
2011232	0	12/20/2011	3:28:40PM	611 Dispatched & canceled en route

Total For This District: 24

Grand Total of Incidents: 228

Print Date: 1/28/2012

Total count of Districts: 9